

# ES 68 Series

Flexible Simple  
Sliding Door  
Operator with  
Remote Key

# Flexible, aesthetic yet economical

## Premium for the masses

From dormakaba, world leader of premium entrance solutions, comes a new innovation for emerging markets: the dormakaba ES 68 SERIES.

This groundbreaking product was designed to meet the needs of the basic standalone entrance, and to make the convenience of the automatic sliding door accessible to everyone, anywhere in the world. And not just any automatic door, but a dormakaba automatic door: that means quality and reliability from more than 100 years of rich German industry tradition.

The revolutionary ES 68 SERIES may start off basic in scope, but it works like the Premium Machine it was designed to be.

## Quality in every detail

Born out of the dormakaba heritage, the ES 68 SERIES has to fulfill the same stringent demands as any other dormakaba product. Our Engineers challenged themselves to create an operator that is economically accessible to the masses but yet performs like a pedigree, as expected of dormakaba.

This they exceeded, by re-looking into every details and re-inventing them: from the compact, light-weight, load-bearing silent track profile, the noise-reducing ultra-durable design and materials for the carrier rollers, the low-noise low-friction brushless motor to the compact and powerful worm-gear gearbox.

Nothing is taken for granted.

## Innovate for customers

In the process of delivering the most performance for every basic detail, no effort is spared in creating new solutions for every customer need.

We are thus proud to introduce the dormakaba Remote Key + Program Control, a sleek designer keychain device that gives small business owners the power to control their doors right in their pockets. Detailed attention to aesthetics created the dormakaba Activator, visible on top of the door, lending a premium feel to the entrance.

Finally, our patented dormakaba Power Pack lets users buy only the functions they need, better serving our customers in emerging markets.

## Hassle-free, everyday

In door automation, a Premium Machine should work silently in the background, 24-7. This means it must not only be durable, but smart in its daily operation dealing with various unforeseen situations.

The intelligent ES 68 SERIES is simply Plug-and-Play, as it will learn the door opening on start-up and adjust its parameters accordingly to ensure a comfortable passage. Similarly, when faced with obstruction in the passage way, it will cleverly adjust itself and easily reverts to normal operation.

With screw-positioning grooves and foolproof connectors, installation is easy, to ensure the door is up fast and running well.



# Key specifications

## Door Parameters

2-panel sliding door	▪ Passage width	700-2100 mm
	▪ Door panel weight	max. 2 x 80 kg
1-panel sliding door	▪ Passage width	max. 1000 mm
	▪ Door panel weight	max. 90 kg

## Technical Data

Installation height	125 mm
Installation depth	102 mm
Manual opening/closing	150N
Opening speed (potentiometer setting)	10-50 cm/s
Closing speed (potentiometer setting)	10-40 cm/s
Hold-open time (potentiometer setting)	0 - 9 sec
Main voltage, frequency	110/230V, 50/60 HZ
Power consumption	150 W
International protection	IP 20
Tested according to low-voltage guidelines	●


## Control Unit

Microprocessor controller	●
Functional programs selected via Remote Key	
Off	●
Exit Only	○
Automatic	○
Permanent Open	○
Self-learning	●
Automatic reversing	●
Setting of basic parameters	●
Remote Key + Program Control	●
Night/Bank	●
Air lock	●
Light barriers connection	●
Design profile cover	○
Electric lock (only with DORMA Power Pack connected)	○
Battery powered operation (only with DORMA Power Pack connected)	○
Power failure modes (only with battery + DORMA Power Pack)	
	<ul style="list-style-type: none"> <li>▪ Permanent close</li> <li>▪ Permanent open</li> <li>▪ Normal operation</li> </ul>

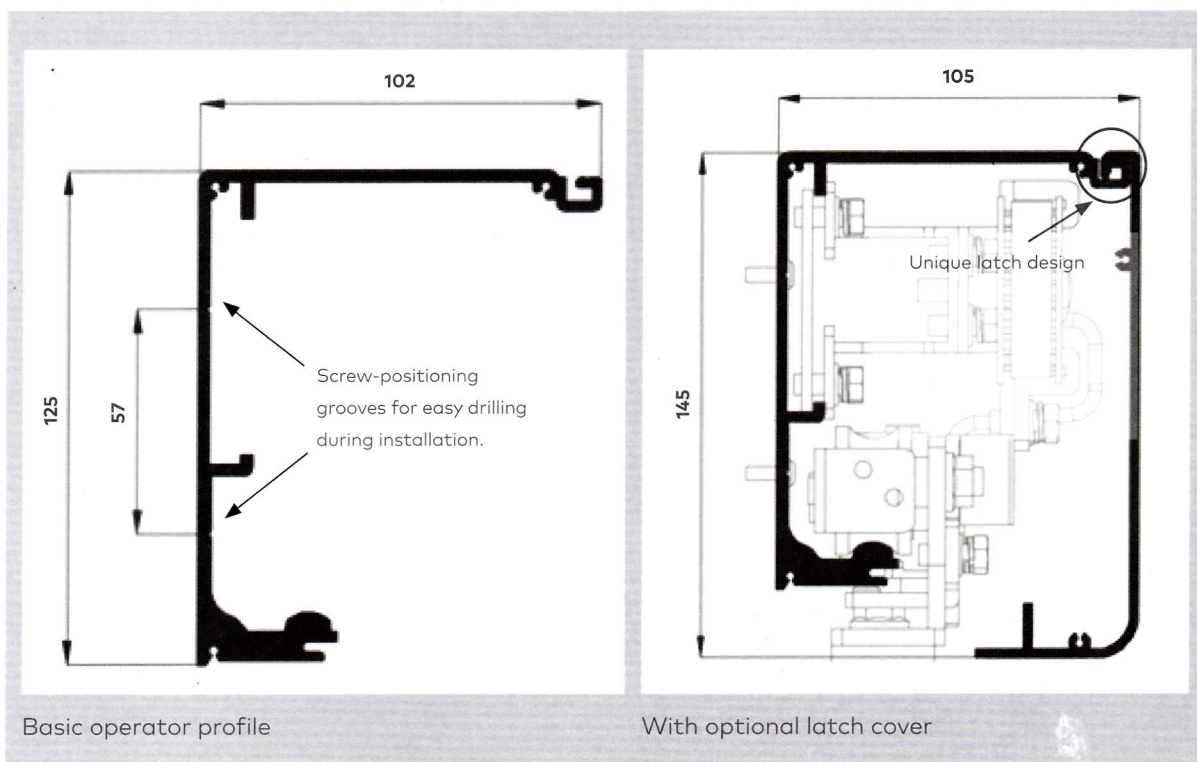
● Standard ○ Option

## Components:

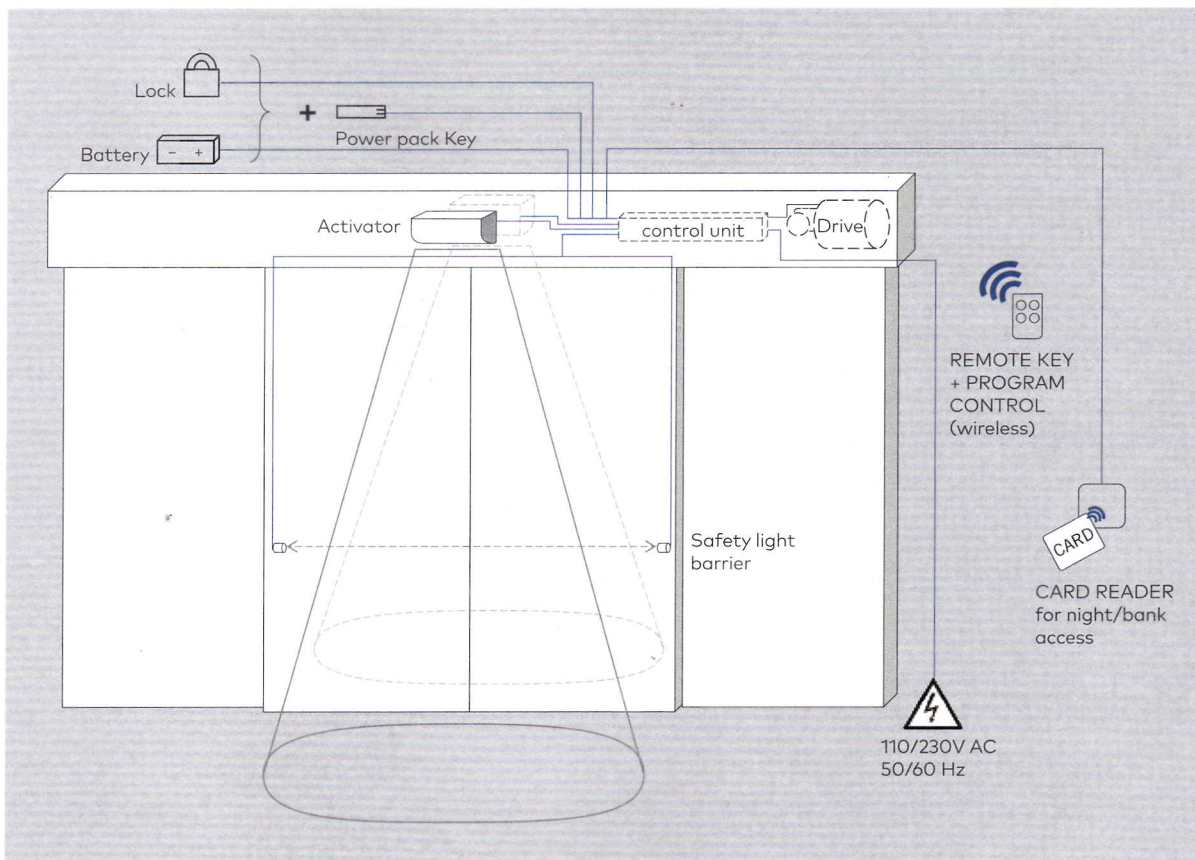
- |                                     |                                   |
|-------------------------------------|-----------------------------------|
| <b>01</b><br>Power Switch           | <b>06</b><br>dormakaba Activator  |
| <b>02</b><br>dormakaba BLDC Drive   | <b>07</b><br>dormakaba Remote Key |
| <b>03</b><br>dormakaba Carrier      | <b>08</b><br>Belt Tensioner       |
| <b>04</b><br>dormakaba Control Unit | <b>09</b><br>End Stop             |
| <b>05</b><br>Drive Belt             |                                   |



# Cross-sectional dimensions



# Connections



Subject to change without notice.

## Key features and benefits



### Remote Key + Program Control

#### Features

- Unique design, high quality feel
- 32-bit ID encryption with a uniqueness of 1 in 4.3 billion: more than any key systems
- Extremely small and light, with lanyard loop
- Pre-installed as a standard

#### Benefits

- Remote control can be used as a key
- Can be carried in the pocket at all times: convenience and better sense of security
- No wiring needed on the walls for switches
- No hassle of separate purchase



### Activator

#### Features

- Specially designed in Germany
- Modern design and elegance, yet blends seamlessly with the surroundings
- Sensing field: 4 m x 2 m @ 3 m high
- Delivered as standard

#### Benefits

- Prominent visual cue gives the entrance and the building a high quality premium feel
- Highly reliable and capable
- High value for money without separate selection or purchase needed




### BLDC Drive

#### Features

- Brushless Direct Current (BLDC) design
- Worm-gear power transmission
- Durability tested beyond industry standards
- Approved by dormakaba after careful inspection under all aspects: noise, temperature, etc.

#### Benefits

- Long-lasting reliability
- Low-noise operation
- Suitable for all mid-sized applications
- Exceedingly high value-for-money



### Door Carrier

#### Features

- Adjustable anti-drop track latch
- Load-balanced two-roller design
- Tough polymer ball-bearing rollers
- Approved by dormakaba after rigorous durability tests

#### Benefits

- Smooth, quiet operation
- Tough and resilient against accidental misuse and obstruction
- Durability for extensive period of use
- Ease of mind

dormakaba Singapore  
31 Gul Lane  
Tel: +65 6268 7633

29 Tai Seng Street #01-01  
Tel: +65 6692 0640

dormakaba Malaysia  
(Malaysia/Brunei)  
Taman Perindustrian Tiong Nam  
Tel: +603 5523 5015

Temasya Industrial Park  
Tel: +603 5569 8188

PT dormakaba Access Indonesia  
Tel: +62 21 2930 3762

dormakaba Philippines  
Tel: +63 2 893 4077

dormakaba Thailand  
(Thailand/Cambodia/Myanmar/Laos)  
Tel: +662 236 4994

dormakaba Vietnam Rep Office  
Tel: +84 8 62 998 272

