

A detailed photograph of the ES 80 COMPACT sliding door operator. The device is a compact, rectangular unit with a metallic finish, mounted on a track. It features a motor, gears, and various electrical connections. A white label with technical specifications is visible on the side of the unit. The background shows the track and a portion of a door.

ES 80 COMPACT

Sliding Door Operator

FLEXIBLE, SIMPLE AND MODULAR

It is time to rethink sliding door operators. The DORMA ES 80 Compact in the attractive DORMA design stands for simple automation of sliding door units in all areas of application. It is the innovative drive system for door units up to 2 x 80 kg, in a modular construction with world-wide tried and trusted electronics and new mechanics comprised of only a few components with only 105 mm profile height.

The ES 80 Compact is the optimum solution for all customers who require simple assembly, low storage costs and ease of maintenance. With high quality engineering and finish the ES 80 Compact is a particularly cost-effective sliding door operator made with DORMA's world renowned high quality and expertise.


The ES 80 Compact operator is suitable for many different applications and can be combined with all customary

door profiles. It offers a number of adjustment possibilities, has excellent operating characteristics and is easy to install and maintain.

The self-learning microprocessor controller guarantees reliable operation, ensures dynamic and smooth movements and fulfils the highest safety requirements. The setting of all parameters is carried out quickly and easily via an integrated display with push-buttons. Operation is extremely simple and menu-assisted. Additional programming equipment is not required.

DORMA supplies, as the optimum supplement, program switches and pulse senders as well as door profiles specially matched to the drive.

ES 80 Compact Carriage Section View




Features and advantages

- Modular, flexible system
- For door units up to 2 x 80 kg
- Problem-free adaptation to individual requirements
- Low number of system components
- Industrially prefabricated and tested
- Easy assembly of drive systems
- Multi-functional control, commissioning without programming equipment
- Easy fixing and commissioning
- Can be combined with all customary door profiles
- Reliable function and high safety standards
- Smooth movement
- Complete program at program switches
- Numerous standard connections

Components

- 1 Transformer
- 2 Controller
- 3 Motor
- 4 Belt
- 5 Belt Connector
- 6 Carriage
- 7 Deflection roller support
- 8 Tension device
- 9 End stopper
- 10 Deflection roller
- 11 Door suspension
- 12 Track Profile
2 x 2200 mm
- 13 Cover
2 x 2200 mm




Door parameters	ES 80 Compact
1-panel sliding door – Transit width LW	700 – 1100 mm
– Door panel weight, max.	1 x 100 kg
2-panel sliding door – Transit width LW	700 – 2200 mm
– Door panel weight, max.	2 x 80 kg


Technical data	
Height	105 mm
Depth	115 mm
Opening and closing force max.	150 N ●
Opening speed (incremental setting)	10 – 50 cm/s
Closing speed (incremental setting)	10 – 40 cm/s
Hold-open time	0.5 – 30 s
Mains voltage, frequency	230 V, 50/60 Hz
Power consumption	150 W
International protection	IP 20
Tested according to low-voltage guidelines	●

Control Unit	
Microprocessor controller	●
Functional programs	
– Off	●
– Automatic	●
– Permanent open	●
Emergency off	●
Self-learning	●
Automatic reversing	●
Setting of basic parameters	●
24 V output for external consumption	●
Error code display	●
3 way program switch	●
Light barriers	●
Lock + battery	●

● standard




Motion Sensor

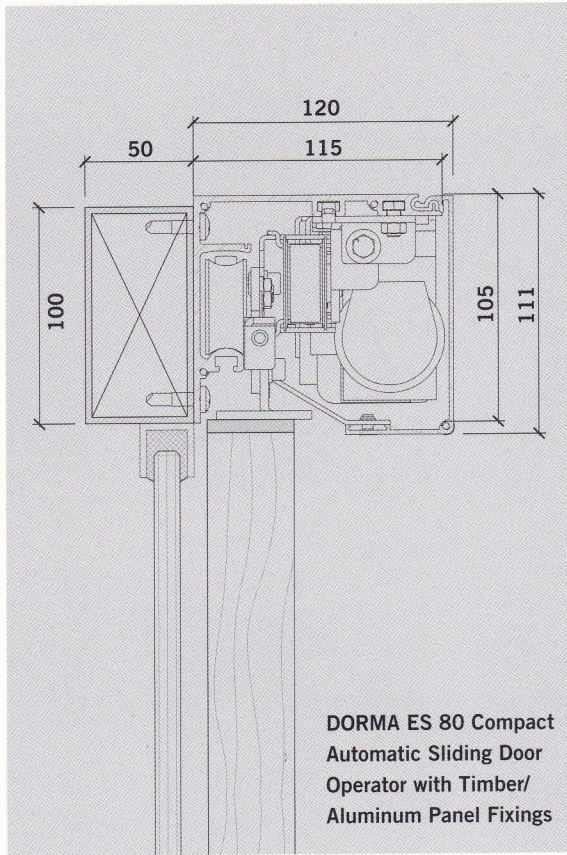
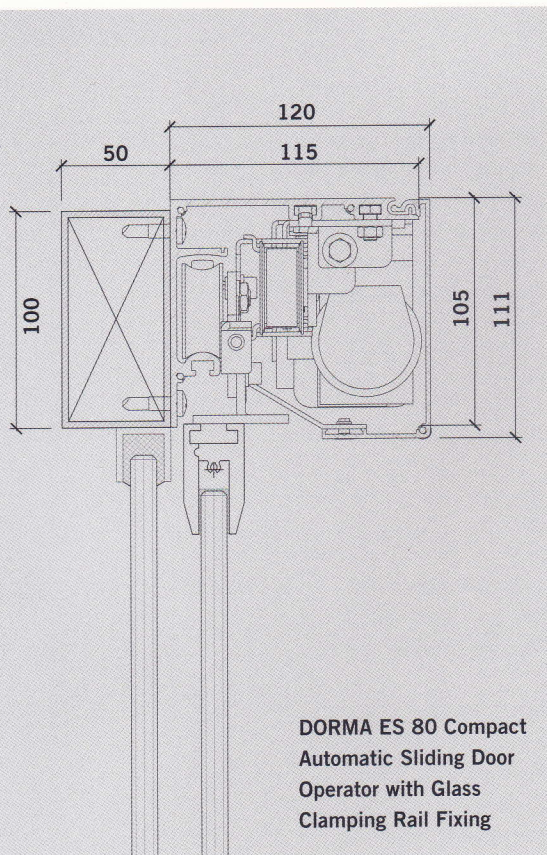


Motor

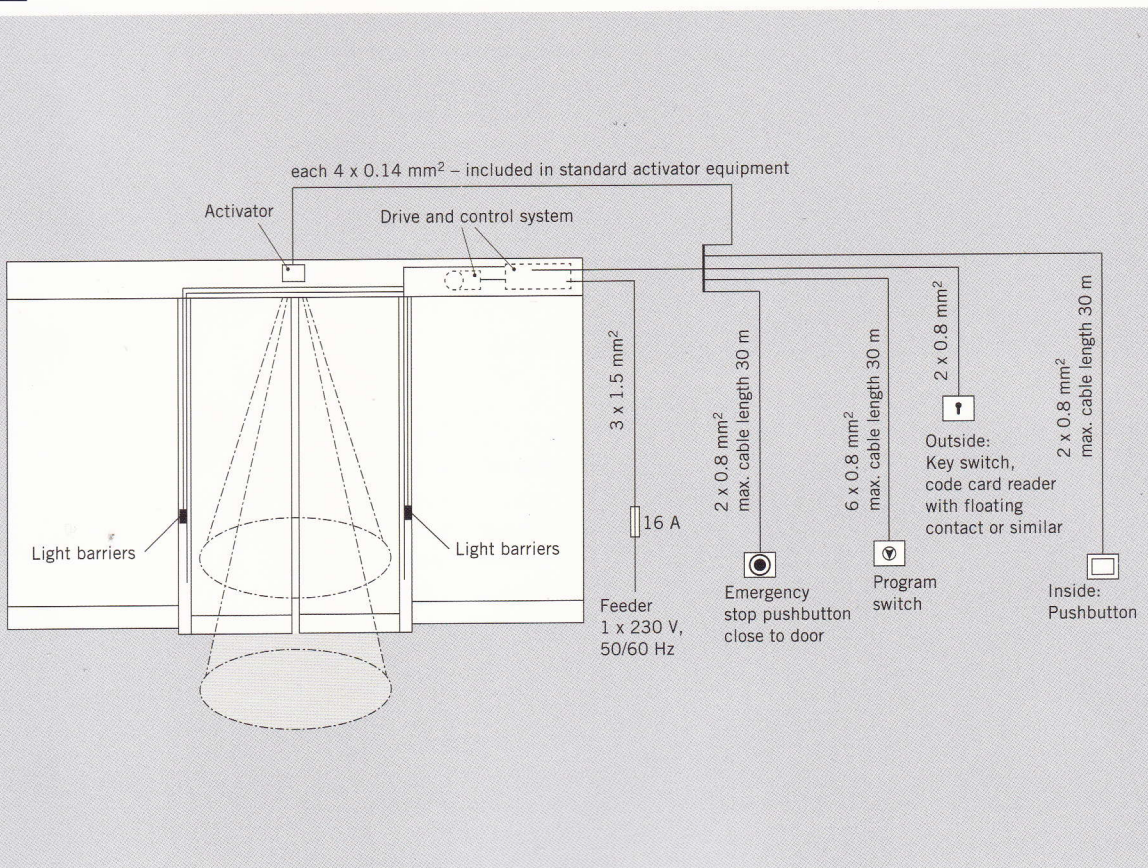


Controller






CONNECTIONS



ACCESSORIES

Electromagnetic Failsafe Lock



The electromagnetic lock secures the door when the program mode is switched to Lock. With a fail-safe design, the door becomes free during an emergency.


3-Position Program Switch



3 different functions:
Off/Lock, Automatic,
Permanent Open


The 3-Position program switch allows the automatic door system to meet individual requirements and provides easy handling

Microcell Safety Light Barrier



The light-barrier safeguards the passage area of sliding doors by detecting the presence of people and objects between the moving panels.

Back-up Battery



The back-up battery pack (optional) enables the automatic door system to perform an emergency open in the event of a power failure

*Components & Accessories are subject to change without notice.



DORMA Far East Pte. Ltd.
Singapore
31 Gul Lane
Singapore 629425
Tel : +65 6268 7633
Fax : +65 6265 7995
+65 6459 0137
www.dorma.com.sg
Co. Reg. No. 1981-03135-W

Taiwan
Tel : +886 2 2709 6611
Fax : +886 2 2709 9911

Thailand/Cambodia/Laos/
Myanmar
Tel : +66 2 236 4994/5/6
Fax : +66 2 236 4997

Vietnam
Tel : +84 8 62 888 748
Fax : +84 8 62 888 701

DORMA Korea Inc.
Tel : +82 31 776 0051
Fax : +82 31 776 0054

DORMA Hueppe Asia (Malaysia)
Tel : +60 7 5985 730
Fax : +60 7 5985 729

DORMA Far East Sdn. Bhd
Malaysia/Brunei
Tel : +603 7665 1683
Fax : +603 7665 1680

DORMA Philippines Corp.
Tel : +63 2 893 4078
Fax : +63 2 845 1108

PT DORMA Far East (Indonesia)
Tel : +62 21 2930 3762
Fax : +62 21 2930 3763

